



Technical specifications

| | | | | | |
|----------------------|---|----------|--|---|---|
| Intended use | Conservative and Restorative Dentistry | | | | |
| Indications for use | Coronal or coronal-radicular prosthetic preparations finishing. | | | | |
| Description | Finishing, shoulder shape with diamond coating. To obtain a shoulder type definition line, without the risk of damaging the attachment system, and start of polishing. | | | | |
| Tip type | Diamond-coated | |  | | |
| Allergenic factor | Tip made of surgical stainless steel as per ASTM F899 - 12b Surgical stainless steel contains: <ul style="list-style-type: none">• nickel• chromium Diamond polishing crimping binder alloy contains: <ul style="list-style-type: none">• nickel | | | | |
| Commercial reference | PMS2 : F02255 | | | | |
| Medical class | Class of medical device: IIa according to 93/42/EEC directive | | | | |
| Adjustments | Newtron range | P5 Range | Suprasson P5 Booster | Prophy Max - P-Max - Implant Center 2 - Piezotome 2 | Irrigation |
| | 10 | 10 | 7 | 6 |  |

Service life

As it is not possible to establish a maximum number of uses (that may be determined by many parameters such as duration of use, hardness of tissue, the force applied, wear), we recommend that medical devices being routinely used are replaced at least once a year. Replace the medical device if the tip does not vibrate at the expected frequency, the treatment is not progressing as normal and is taking longer or is at a standstill.

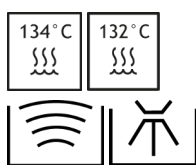
Associated documentation

| Document title | References |
|--|------------|
| Consulting electronic user instructions | J00007 |
| Cleaning, disinfection and sterilisation instructions for tips | J02001 |
| PerfectMargin Shoulder Kit clinical tips | J08201 |
| Ultrasonic generator power settings table | J58000 |
| General instructions relating to the complete range of standard ultrasonic dental tips | J02101 |

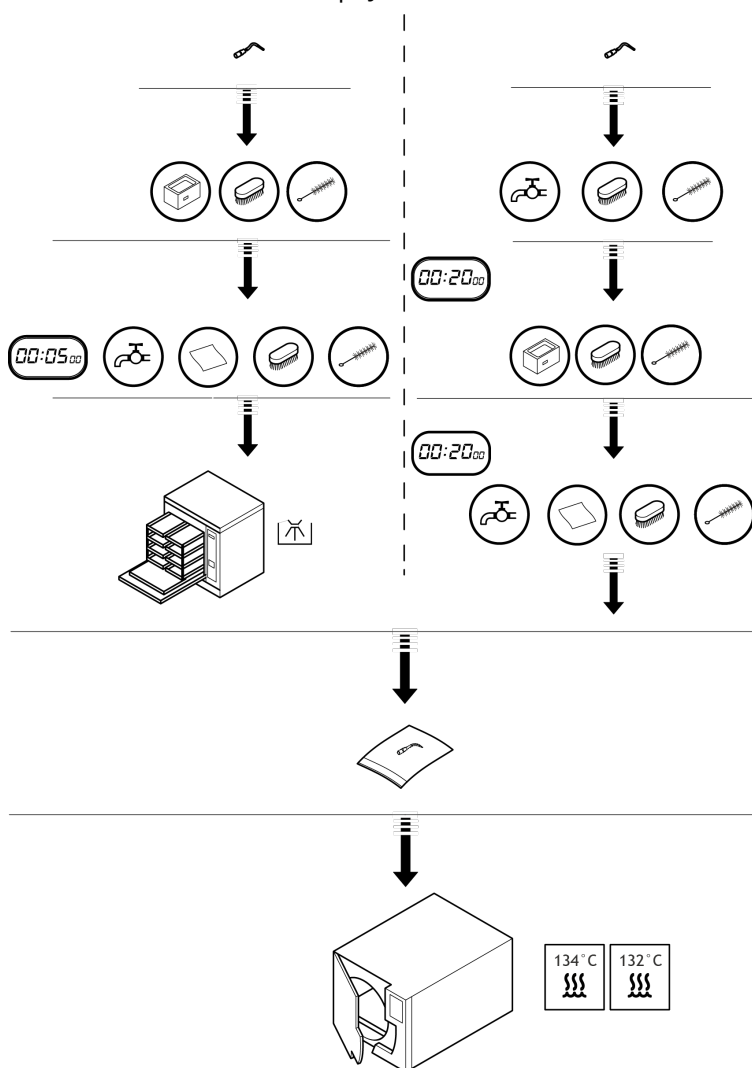
Sterilisation



Sterilise prior to each use



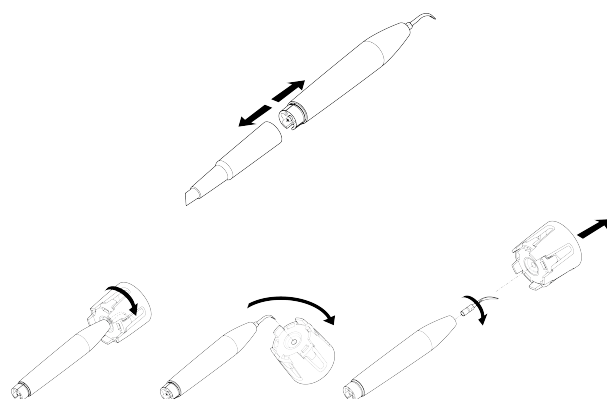
The tips must be cleaned, disinfected and sterilised prior to each use. Prior to each use, please refer to the cleaning, disinfection and sterilisation instructions for tips J02001.



Installation



Disassembly



Manufacturer identification



SATELEC
A Company of ACTEON Group
17, avenue Gustave Eiffel
ZI du Phare
33700 MERIGNAC
France
Tel. +33 (0) 556.34.06.07
Fax. +33 (0) 556.34.92.92
E.mail : satelec@acteongroup.com
www.acteongroup.com



Date of first CE marking

2009



The practitioner has to continually monitor the clinical site to immediately identify any heating risk.

Tip | PMS2 | J00611 | (09) | V3 | 05/2021 | NB49EN060C

SATELEC | A Company of ACTEON Group
17 av. Gustave Eiffel | ZI du Phare
33700 MERIGNAC | FRANCE
Tel. +33 (0) 556 34 06 07 | Fax. +33 (0) 556 34 92 92
satelec@acteongroup.com | www.acteongroup.com

Download



Instructions For Use

